

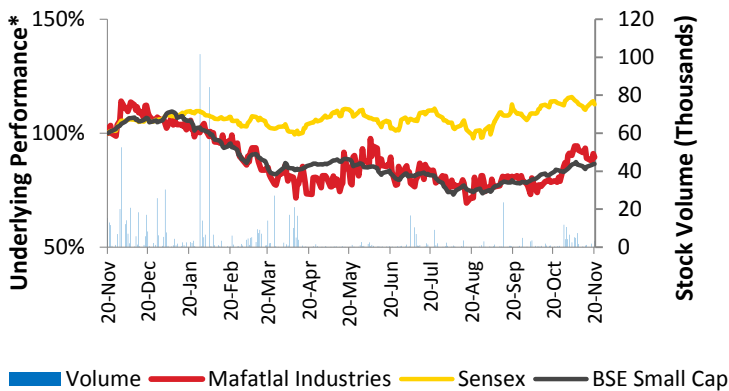
MAFATLAL INDUSTRIES LTD

MAFATLAL INDUSTRIES LTD (BSE CODE-500264) (AS ON 20 NOVEMBER '13)

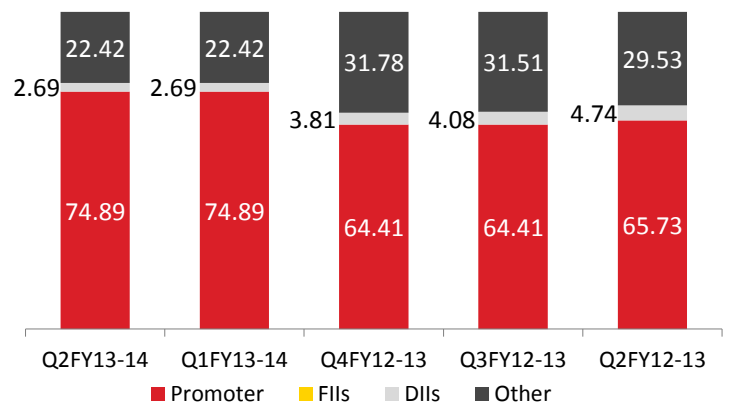
Current Price	₹ 110.00	Market Cap (₹ crore)	153.01	Book Value	₹ 235.92
52 Week High	₹ 144.50	Shares Outstanding	1,39,12,886	P/B Ratio	0.47
52 Week Low	₹ 81.10	Beta	0.42	Earnings Per Share (ttm)	27.23
Face Value per share	₹ 10.00			P/E Ratio (ttm)	4.04

COMPANY INFO:

Mafatlal Industries Limited is engaged in the manufacture and sale of cotton and blended fabric products in India and internationally. The company produces a range of products. The company also operates Trendz and Mafatlal family shops. Mafatlal Industries Limited exports its products to the United States, the United Kingdom, France, Italy, Austria, Switzerland, Portugal, the United Arab Emirates, Saudi Arabia, Sudan, and Qatar. The company was founded in 1905 and is based in Mumbai, India.

Short Term Performance


*Underlying price standardized based on starting stock price

Shareholding pattern (%)

QUARTERLY REVIEW – SEPTEMBER '13

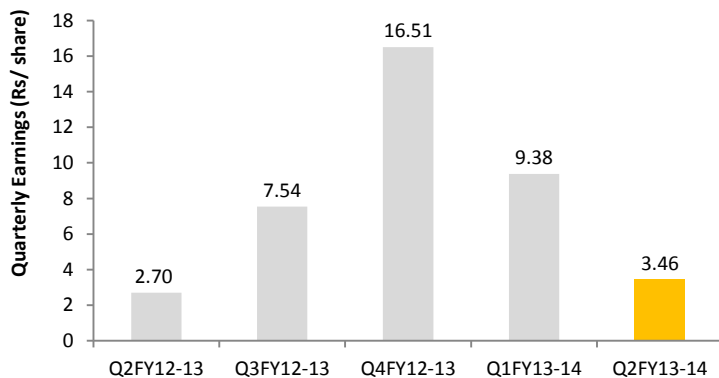
The company has recorded a net sales of ₹ 274.19 crore during the current period ended 30-Sept '13 as against ₹ 93.23 crore for the corresponding quarter last year. EBITDA margins have decreased to 4.63% in Q2FY13-14 compared to 4.84% in Q2FY12-13. The Profit after Tax (PAT) of ₹ 4.81 crore is reported this quarter (Q2FY13-14) as compared to ₹ 2.65 crore in Q2FY12-13.

QUARTERLY RESULTS
Income Statement

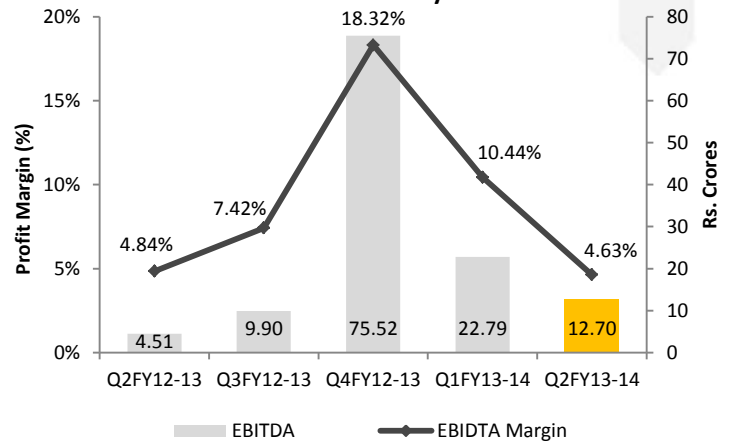
Rs. Crores	Quarterly Trends						Year to Date			
	Sept 13	% of (1)	Sept 12	% of (1)	June 13	% of (1)	Sept 13	% of (1)	Sept 12	% of (1)
Total Income (1)	284.95		107.02		233.15		518.10		252.63	
Expenditure	272.26	95.55%	102.50	95.78%	210.36	90.23%	482.62	93.15%	241.08	95.43%
Interest	3.01	1.06%	0.58	0.54%	3.38	1.45%	6.39	1.23%	0.90	0.36%
Depreciation	4.02	1.41%	0.58	0.55%	3.76	1.61%	7.78	1.50%	1.15	0.46%
Tax + Deferred Tax	0.86	0.30%	0.70	0.65%	2.59	1.11%	3.45	0.67%	2.70	1.07%
Profit After Tax	4.81	1.68%	2.65	2.48%	13.06	5.60%	17.87	3.45%	6.79	2.68%

QUARTER ON QUARTER CHANGE

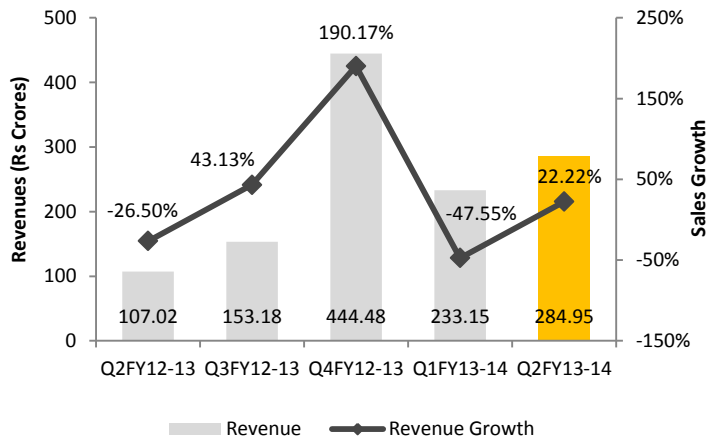
Quarterly EPS History



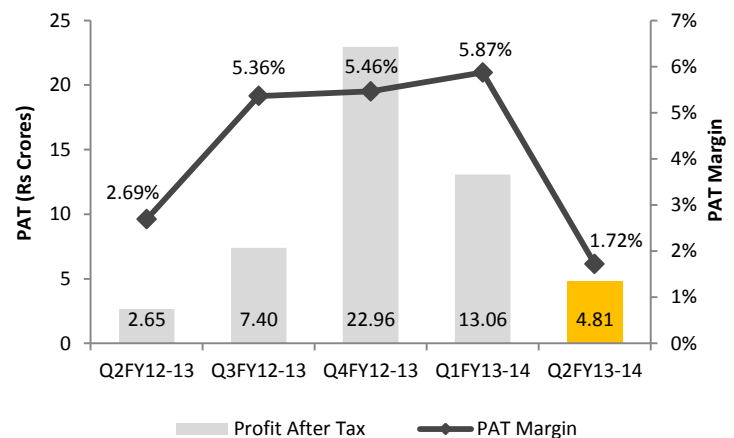
Profitability



Revenue Growth



PAT Growth



DISCLOSURE: THIS REPORT HAS BEEN SPONSORED BY BSE - INVESTOR PROTECTION FUND TRUST

DISCLAIMER: While SES Pvt. Ltd. has made every effort and has exercised due skill, care and diligence in compiling this report based on publicly available information, it neither guarantees its accuracy, completeness or usefulness, nor assumes any liability whatsoever for any consequence from its use. This report does not have any approval, express or implied, from any authority, nor is it required to have such approval. The users are strongly advised to exercise due diligence while using this report. This report in no manner constitutes an offer, solicitation or advice to buy or sell securities, nor solicits votes or proxies on behalf of any party. SES has no financial liability whatsoever, to the subscribers / users of this report. The report is released in India and SES has ensured that it is in accordance with Indian laws. Person resident outside India shall ensure that laws in their country are not violated while using this report; SES shall not be responsible for any such violation. This report should not be reproduced or redistributed or communicated directly or indirectly in any form to any other person - especially outside India or published or copied in whole or in part, for any purpose.

ABOUT SES: Stakeholders' Empowerment Services is a not for profit initiative of like-minded people with a vision to achieve a corporate governance state where all stakeholders are treated in just and fair manner. We believe that this journey can be possible only with active participation of all stakeholders. For more information please contact SES at +91 22 4022 0322, or via e-mail: info@sesgovernance.com

Corporate Governance Research | Corporate Governance Score | Proxy Advisory | Stakeholders' Education